

EN



ELEEEELS



# P2

Pocket Massage Gun

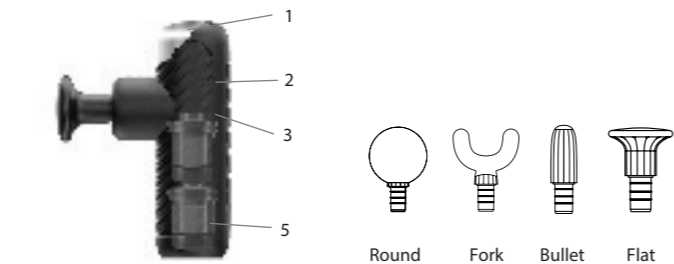
Instruction Manual

**CORDLESS/RECHARGEABLE**  
7.4 V Lithium-ion Battery

**LIGHTWEIGHT DESIGN**  
0.79 lbs. / 360 g

We have developed the ELEEEELS massage gun to accelerate recovery, prevents muscle damage, relieves pain, promotes circulation, and everyday relaxation anytime, anywhere.

### SPECIFICATIONS



- 1) Durable and lightweight with aluminium alloy body inside (360 grams)
- 2) High-torque and high-speed 38 mm brushless motor (delivers up to 50 strokes per second)
- 3) Rubberized surface for a no-slip grip
- 4) FOUR speed settings and FOUR applicators to fit a wide range of therapeutic and relaxation needs
- 5) Rechargeable lithium-ion battery with 7.4V output voltage (up to 6 hours of use per charge)
- 6) Mini Piston Technology

Vibration Frequency:  
Level 1 (30 strokes per second), Level 2 (37 strokes per second)  
Level 3 (43 strokes per second), Level 4 (50 strokes per second)

Weight: 0.79 lbs. / 360 g  
Charging Port: USB Type-C

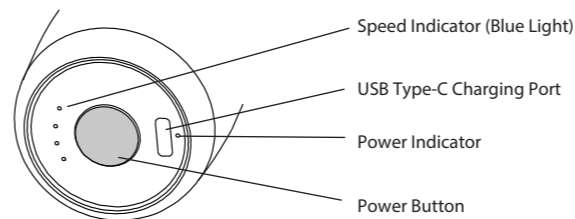
### INSTRUCTIONS

PLEASE READ PRIOR TO USE

#### CHARGING

- 1) Connect USB Type-C cable to the charging port
- 2) The charging speed depends on what adapter is used. It is suggested to use an adapter supporting Type C (5V/3A), QC 3.0, or PD (9V/2A) to fully charge in approximately 3 hours.

EN



- 3) During charging, the power indicator is in red solid light. When the green solid light is on, the device is fully charged.
- 4) The power indicator shows the battery level:
  - Red (flashes 1 time): 0-10%
  - Green (flashes 1 time): 11- 30%
  - Green (flashes 2 times): 31-70%
  - Green (flashes 3 times): 71-99%
  - Green (solid light): 100%

#### OPERATING

- First, press the power button for 1.5 seconds to switch on. The power indicator will light to show the battery level.
- Then, press the power button repeatedly to select the required speed level. The currently selected speed level is shown by the blue speed indicator.
- Press the power button for 1.5 seconds to switch off.
- Massage the desired body part at the desired speed by applying pressure as needed.
- When the massage gun stops operation after a 10-minute session, simply press the power button to start a new one.

#### MAINTENANCE, CLEANING & STORAGE

- Use a slightly damp towel to clean the device and a soft cloth to dry it.
- Do not clean the device with chemicals or alcohol.
- Only use the USB Type-C cable supplied by the ELEEEELS for recharging.

#### WARNINGS & CAUTION

- Do not immerse in water. Keep away from liquids or heat sources. Keep ventilation ports free from dust and debris.
- Do not remove screws or attempt to disassemble.
- Do not operate continuously for more than one hour. Allow device to rest for 10 minutes before re-using.
- For adult use only. Do not use if injured. Consult your doctor before using this product.

EN

### SAFETY INSTRUCTIONS

DANGER: TO REDUCE RISKS OF ELECTRIC SHOCK, FIRE, AND PERSONAL INJURY, THIS PRODUCT MUST BE USED IN ACCORDANCE WITH THE FOLLOWING INSTRUCTIONS:

- Apply to a clean, dry clothed area of the body by lightly pressing and moving across the body for approximately 60 seconds per area.
- Only use the device on the body's soft tissue as desired. Do not use on the head or any hard, bony areas of the body. Discontinue use immediately if experiencing any pain.
- Do not drop the device.
- Do not tamper or alter the device in any way.
- Never leave the device unattended during operating or charging.

### DISCLAIMER

Please do not use the ELEEEELS P2, or any massage device without first obtaining approval from your doctor if you have any of the following conditions: pregnancy, neuropathy, retinal damage, pacemaker user, recent surgery, epilepsy or migraines, herniated disks, spondylolisthesis, spondylolysis, or spondylosis, recent joint replacements, surgical pins or plates, or you have any concerns about your physical health.

### WARRANTY

IF WITHIN ONE YEAR FROM THE DATE OF PURCHASE, THIS PRODUCT FAILS DUE TO A DEFECT IN THE MATERIAL OR WORKMANSHIP, ELEEEELS WILL REPAIR OR REPLACE THE PRODUCT; OR FAILED COMPONENT(S), FREE OF CHARGE

THIS WARRANTY EXCLUDES:

- (a) Damage caused by accident, abuse, or mishandling during transport;
- (b) Damage arising from use of units from unauthorized repair;
- (c) Malfunction of units that are not used in accordance with ELEEEELS care instructions;
- (d) Damage for which the cost of repair exceeds the cost of the product;
- (e) Deterioration of the delivered product resulting from abnormal storage and/or safeguarding conditions on the client's premises, and
- (f) Any product for which a dated proof of purchase cannot be provided.

Please visit below link for instruction manual in other languages:  
<http://www.eleeeels.com/im>

ZH



ELEEEELS



# P2

迷你按摩槍

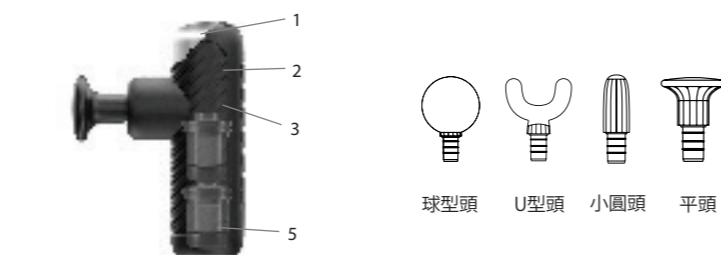
使用說明

**無線**  
7.4V 高質鋰電池

**輕巧設計**  
0.79 lbs. / 360 g

我們開發ELEEEELS 按摩槍，幫助消費者加速恢復、預防肌肉勞損、緩解疼痛、促進血液循環、隨時隨地放鬆。

### 規格



- 1) 耐用輕巧，鋁合金機身 (360克)
- 2) 高速無刷馬達 (每秒振擊達50次)
- 3) 防滑橡膠外層
- 4) 提供4 段變速，配備4個按摩頭以達到最佳舒緩效果
- 5) 高質鋰電池，輸出電壓 7.4V (每次充電可持續使用6小時)
- 6) 迷你活塞科技

振動頻率:  
第1級 (每秒振擊30次), 第2級 (每秒振擊37次),  
第3級 (每秒振擊43次), 第4級 (每秒振擊50次)

重量: 0.79 lbs. / 360 g  
充電口: USB Type-C

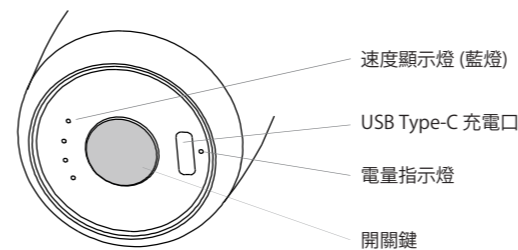
### 使用說明

請在使用前閱讀

#### 充電

- 1) 連接USB Type-C 電線到充電口。
- 2) 充電速度視乎使用甚麼充電器。我們建議使用支援Type C (5V/3A), QC 3.0, or PD (9V/2A) 的USB Type-C充電器，每次充滿電需要大約3小時。

ZH



- 3) 充電過程中，電量指示燈是長亮紅燈。當電量指示燈變為長亮綠燈，表示充電已完成及電池滿電。
- 4) 設有電量指示燈以顯示剩餘電量：
  - 紅色 (閃爍一次): 0-10%
  - 綠色 (閃爍一次): 11-30%
  - 綠色 (閃爍二次): 31-70%
  - 綠色 (閃爍三次): 71-99%
  - 綠色長亮: 100%

#### 操作

- 首先，按下開關鍵**1.5**秒以開啟按摩儀，電量指示燈會顯示剩餘電量。
- 然後，續按開關鍵一下以轉換到不同速度。藍色速度顯示燈會顯示出相應速度等級。
- 按下開關鍵**1.5**秒以關閉按摩儀。
- 使用者可因應自己的需要，使用不同模式按摩不同部位，並配合適當的按壓力度。
- 按摩儀在連續使用**10**分鐘後會自動暫停，只要按下開關鍵，操作變會繼續進行。

#### 保養、清潔及貯存

- 可使用微濕毛巾清潔裝置並用柔軟乾布擦拭乾淨。
- 切勿使用含有化學成份或酒精的產品清潔本裝置。
- 只可使用ELEEEELS所提供的**USB Type-C** 電線充電。

#### 警告及注意事項

- 切勿浸在水內或放近高溫的地方。保持通風口乾淨，不被灰塵遮擋。
- 切勿打開螺絲或自行維修。
- 切勿連續使用超過**1**小時，要讓按摩儀關閉**10**分鐘後才再繼續使用。
- 只供成人使用。如身體有受傷，使用前請先向醫生詢問意見。

ZH

### 安全指引

- 警告：為減低觸電、火災或受傷風險，請遵照以下指引使用本產品。
- 本產品祇可在乾爽的身體表面使用。使用時，可在按摩儀上輕量施加壓力並且慢慢移動，在同一位置使用時間約為60秒。
  - 請只把按摩儀用在身體的軟組織上。切勿在頭部、骨骼及關節上使用本產品。在使用過程中如發現疼痛，請立即停止使用。
  - 切勿為按摩儀進行任何型式的改動。
  - 使用時或充電時，時刻注意本產品情況。

### 免責聲明

使用ELEEEELS P2或任何按摩槍前，以下人士請先向醫生取得相關許可：懷孕、糖尿病、視網膜脫落、使用起搏器人士、剛剛完成手術、癲癇症、偏頭痛、椎間盤突出、脊椎滑脫、脊椎病、近期有關節更換、裝有手術針或手術鋼板、以及任何對健康有懷疑的人士。

### 保養

產品在正常使用的情况下，如因機器故障、材料或生產工藝等出現問題，ELEEEELS會為客戶提供一年免費保養，更換零件或產品。

保養不包括：

- (a) 不正確使用、儲存、運輸本產品而引致的損壞；
- (b) 使用沒有授權的零件而引致的損壞；
- (c) 沒有按照正常指引使用；
- (d) 造成的損失超越產品的價值；
- (e) 由客戶不正確儲存及保護引起的惡化；以及
- (f) 未能提供附有日期的購買證明

EN

ZH